

## Lesson 12: Telling Time

Vocabulary:

Ķe Ī ķ <sup>w</sup> inš ?	What time is it now?
Ķe Ī ____ . (1-12)	It is (already) ____ o'clock. (1-12)
Ķe Ī nk <sup>w</sup> u? eĶ sĉut.	It is one thirty.
Ķe Ī mus eĶ sĉut.	It is four thirty.
Ķe Ī cil eĶ sĉut.	It is five thirty.
Ķe Ī taqn eĶ sĉut.	It is six thirty.
Ķe Ī sispl̄ eĶ sĉut.	It is seven thirty.
Ķe Ī ʔupn eĶ sĉut.	It is ten thirty.
Ķe Ī nk <sup>w</sup> u? eĶ ʔeslʔúp̄n.	It is one twenty.
Ķe Ī ʔesél eĶ cil.	It is two-o-five.
Ķe Ī heʔé̄nm eĶ ʔupn.	It is eight ten.
Ķe Ī x̄n̄ut eĶ ʔupn eĶ cil.	It is nine fifteen.
Ķe Ī ʔupn eĶ nk <sup>w</sup> u? eĶ m̄slʔupn eĶ cil.	It is eleven forty-five.
Ķe Ī cil t̄l̄ ʔesél.	It is five after two.
Ķe Ī ʔupn t̄l̄ taqn.	It is ten after six.
Ķe Ī ʔupn eĶ cil t̄l̄ sispl̄.	It is fifteen after seven.
Ķe Ī ʔeslʔúp̄n t̄l̄ heʔé̄nm.	It is twenty after eight.
Ķe Ī ʔeslʔúp̄n eĶ cil t̄l̄ ʔupn.	It is twenty-five after ten.
Ķe Ī cil t̄l̄ ʔupn eĶ ʔesél.	It is five after twelve.
Ķe Ī ķ <sup>w</sup> inš ?	What time is it now?
Ķe Ī sk <sup>w</sup> ek <sup>w</sup> st	It is (already) morning.
Ķe Ī nt̄x <sup>w</sup> qey	It is (already) noon.
Ķe Ī nyak <sup>w</sup> qéy	It is (already) afternoon.
Ķe Ī ĉlux <sup>w</sup>	It is (already) evening
Ķe Ī t̄x <sup>w</sup> ēws sk <sup>w</sup> k <sup>w</sup> ?e	It is (already) midnight.



ǎe ǎ kʷinš



ǎe ǎ skʷekʷst




ǎe ǎ nyakʷqéy



ǎe ǎ čluxʷ













ǎe ǎ txʷeʷs skʷkʷ?e




ǎe ǎ ntxʷqey

**Practice 1.** (Answer the questions by telling what time it is).

	<p>Q: Ķe ĩ k<sup>w</sup>inš ? A: Ķe ĩ ŋupn.</p>
---	---

		
<p>Q: Ķe ĩ k<sup>w</sup>inš ?</p>	<p>Q: Ķe ĩ k<sup>w</sup>inš ?</p>	<p>Q: Ķe ĩ k<sup>w</sup>inš ?</p>
<p>A:</p>	<p>A:</p>	<p>A:</p>
		
<p>Q: Ķe ĩ k<sup>w</sup>inš ?</p>	<p>Q: Ķe ĩ k<sup>w</sup>inš ?</p>	<p>Q: Ķe ĩ k<sup>w</sup>inš ?</p>
<p>A:</p>	<p>A:</p>	<p>A:</p>
		
<p>Q: Ķe ĩ k<sup>w</sup>inš ?</p>	<p>Q: Ķe ĩ k<sup>w</sup>inš ?</p>	<p>Q: Ķe ĩ k<sup>w</sup>inš ?</p>
<p>A:</p>	<p>A:</p>	<p>A:</p>

Practice 2. Draw a line from each word to a picture that matches. Use each picture one time only.



A ǰe ǰ nyak<sup>w</sup>qéy

B ǰe ǰ taǰn

C ǰe ǰ ntɣ<sup>w</sup>qey

D ǰe ǰ he?éǰm

E ǰe ǰ tɣ<sup>w</sup>eǰs sk<sup>w</sup>k<sup>w</sup>?ec

F ǰe ǰ nk<sup>w</sup>u?

G ǰe ǰ ?upn

H ǰe ǰ sk<sup>w</sup>ek<sup>w</sup>st

I ǰe ǰ ?upn eǰ nk<sup>w</sup>u?

J ǰe ǰ ǰlux<sup>w</sup>